



BUILD PATH

Arranging Essentials For Worship Musicians

Lesson 6: Self-Arranging For The Band

Self-arranging could mean...

Each instrument determines where and what they should play based on what they're hearing on the recording.

Self-arranging could mean...

The band comes together and creates their own arrangement.

The core of self-arranging is that every player
in the band *understands these
arrangement concepts...*

The core of self-arranging is that every player in the band *understands these arrangement concepts*...and they are able to *apply these concepts to their instruments*.

When the team understands arranging concepts...

...it's not all on the worship leader or musical director to dictate what every part does.

When the team understands arranging concepts...

1. More efficiency.

When the team understands arranging concepts...

1. More efficiency.
2. More creativity.

When the team understands arranging concepts...

1. More efficiency.
2. More creativity.
3. More spontaneity.

Rules for Self-Arranging...

1. Intentionally find your place on the *sonic and rhythmic spectrums*.

Rules for Self-Arranging...

1. Intentionally find your place on the *sonic and rhythmic spectrums*.

If you're doubling another instrument rhythmically, be purposeful about it and do it well—keep those rhythms tight.

Rules for Self-Arranging...

1. Intentionally find your place on the *sonic and rhythmic spectrums*.

If you're in the same range as another instrument, consider playing a complementary rhythm, or use a tone that will complement the other instruments tone.

Rules for Self-Arranging...

2. Listen. LISTEN. LISTEN. *LISTEN TO EACH OTHER.*

Rules for Self-Arranging...

2. Listen. LISTEN. LISTEN. *LISTEN TO EACH OTHER.*

To be good band playing good arrangements, you need to listen to what other players are doing.

Rules for Self-Arranging...

2. Listen. LISTEN. LISTEN. *LISTEN TO EACH OTHER.*

Look for ways to complement what they're doing. *But you can't do that if you're NOT listening to each other.*

Rules for Self-Arranging...

3. Talk to each other.

Rules for Self-Arranging...

4. Carry your weaker brother or sister.

Rules for Self-Arranging...

4. Carry your weaker brother or sister.

Share each other's burdens, and in this way obey the law of Christ. If you think you are too important to help someone, you are only fooling yourself.

You are not that important.

Gal 6:2-3 (NLT)

Rules for Self-Arranging...

It doesn't *serve the song or the congregation* to stubbornly hold on to what *we think* we should be entitled to play.

Rules for Self-Arranging...

“Sharing each other's burdens” does NOT mean that you should *let people stay mediocre*.

Rules for Self-Arranging...

“Sharing each other's burdens” does NOT mean that you should *let people stay mediocre*.

Challenge one another in love to grow and develop.

Rules for Self-Arranging...

Everyone has their limits musically,

Rules for Self-Arranging...

Everyone has their limits musically, and you who are stronger musically must *lovingly carry the burden* of those who are weaker.

Rules for Self-Arranging...

5. Take only your slice of the pie.

Rules for Self-Arranging...

5. Take only your *slice of the pie*.

Take only your slice of the pie...


Acoustic Guitar

Take only your slice of the pie...

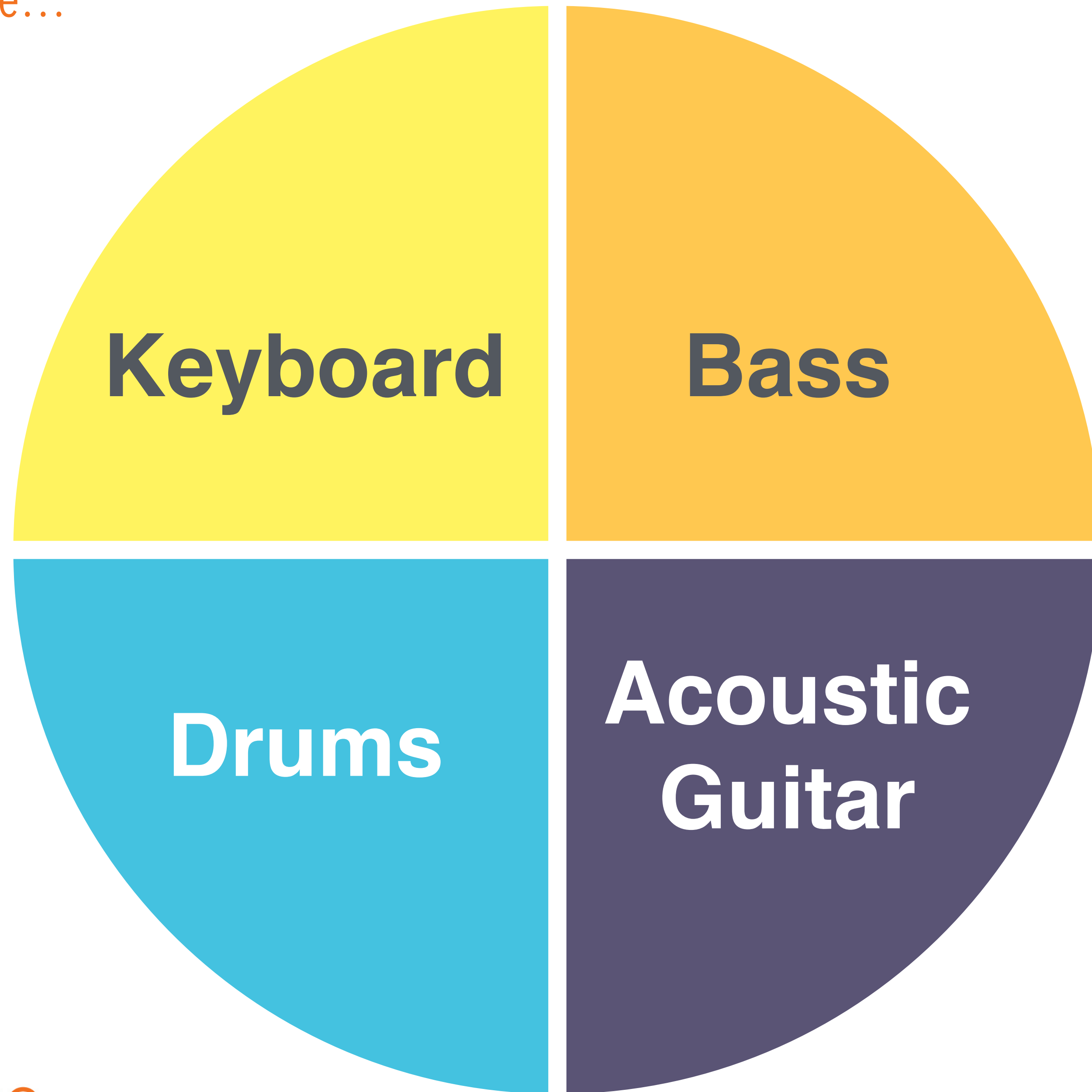
Keyboard

**Acoustic
Guitar**

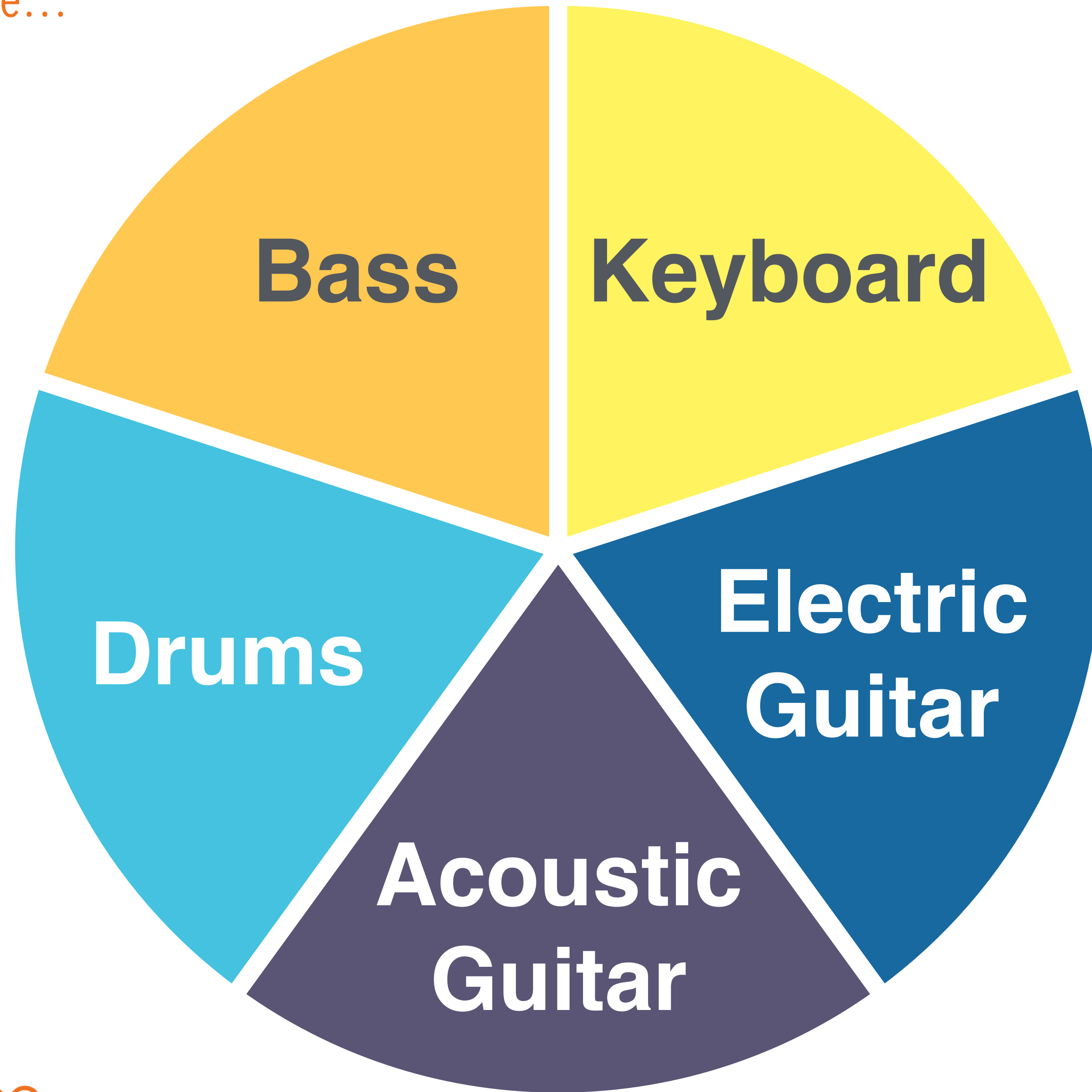
Take only your slice of the pie...




Take only your slice of the pie...



Take only your slice of the pie...



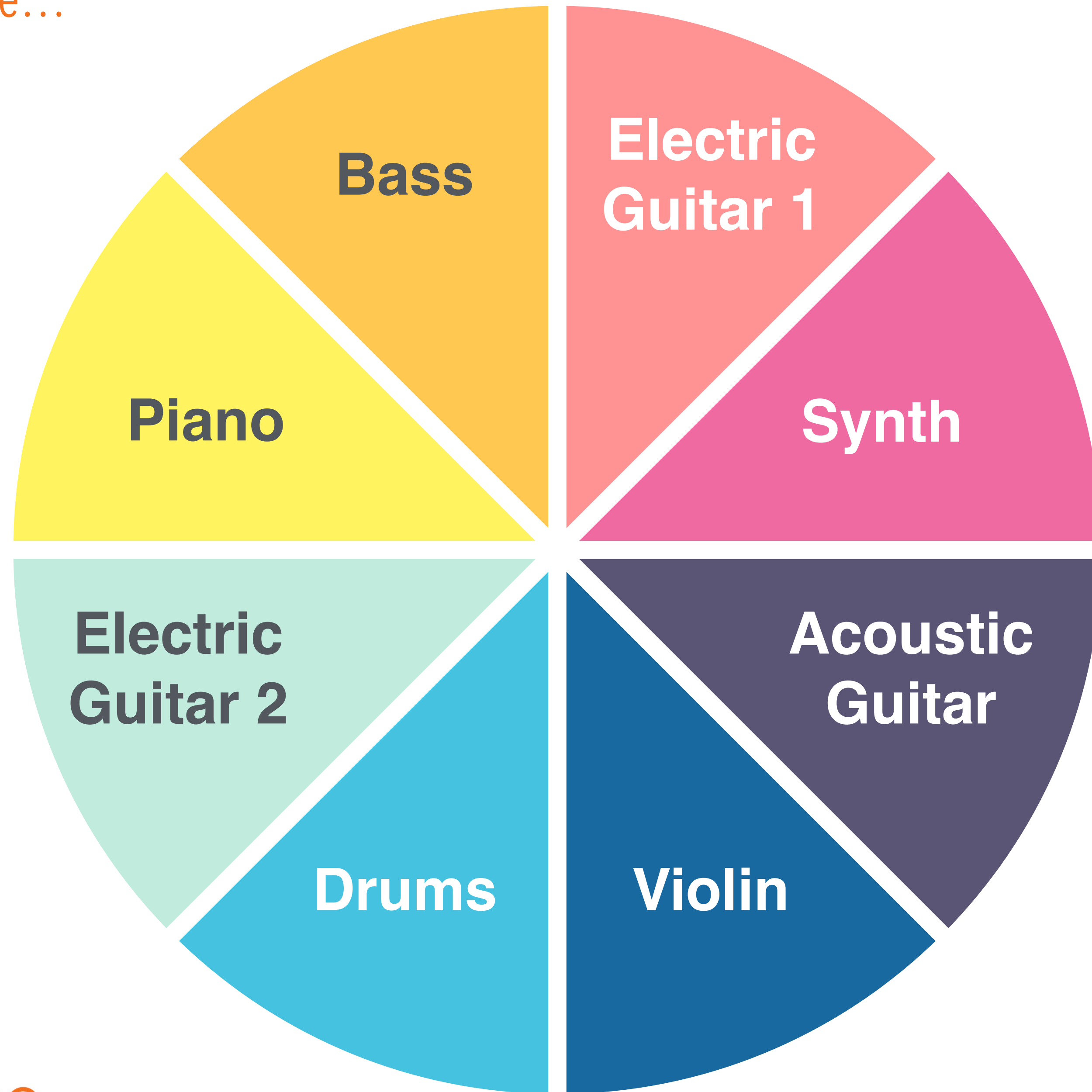
Take only your slice of the pie...



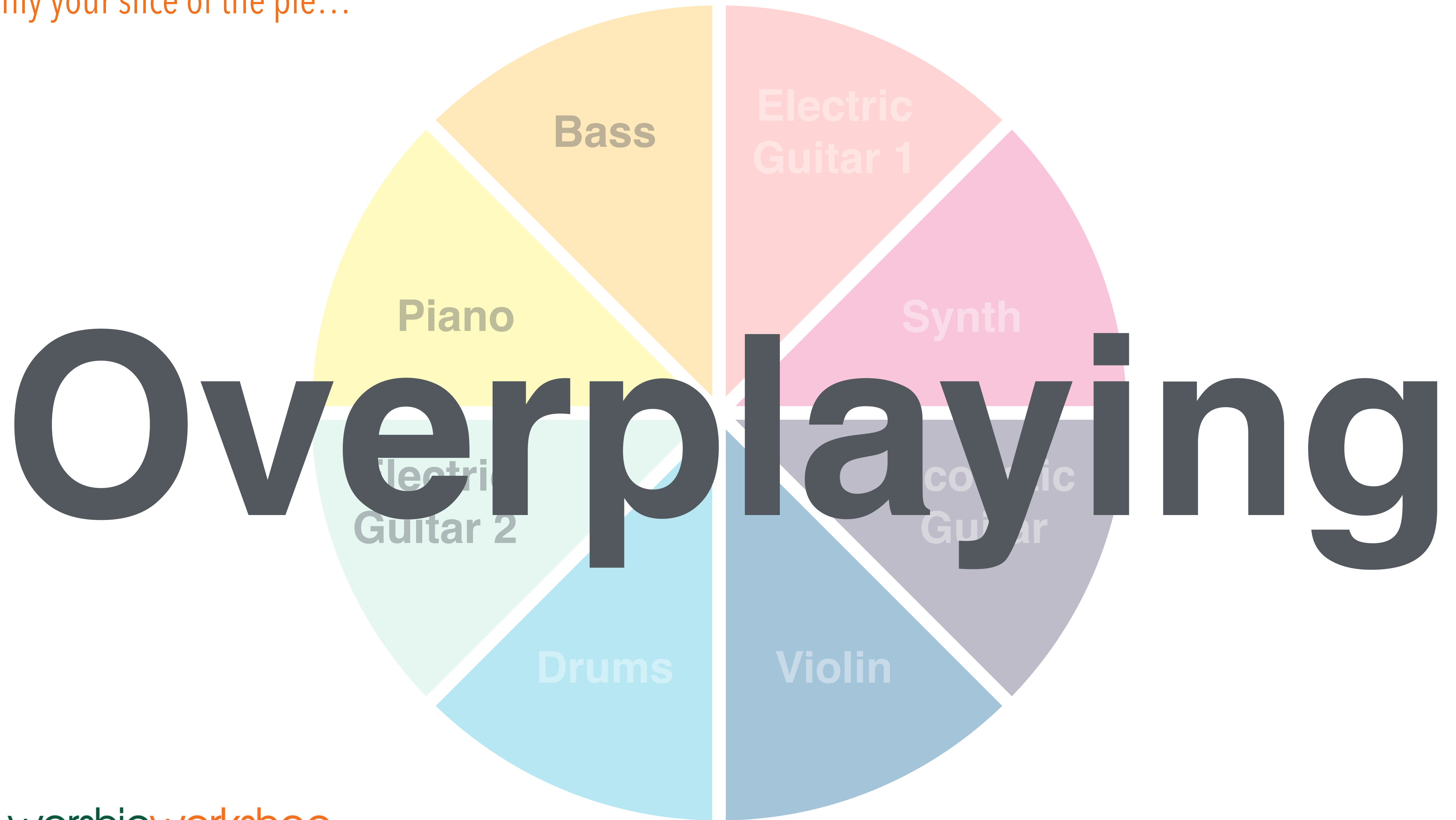
Take only your slice of the pie...



Take only your slice of the pie...



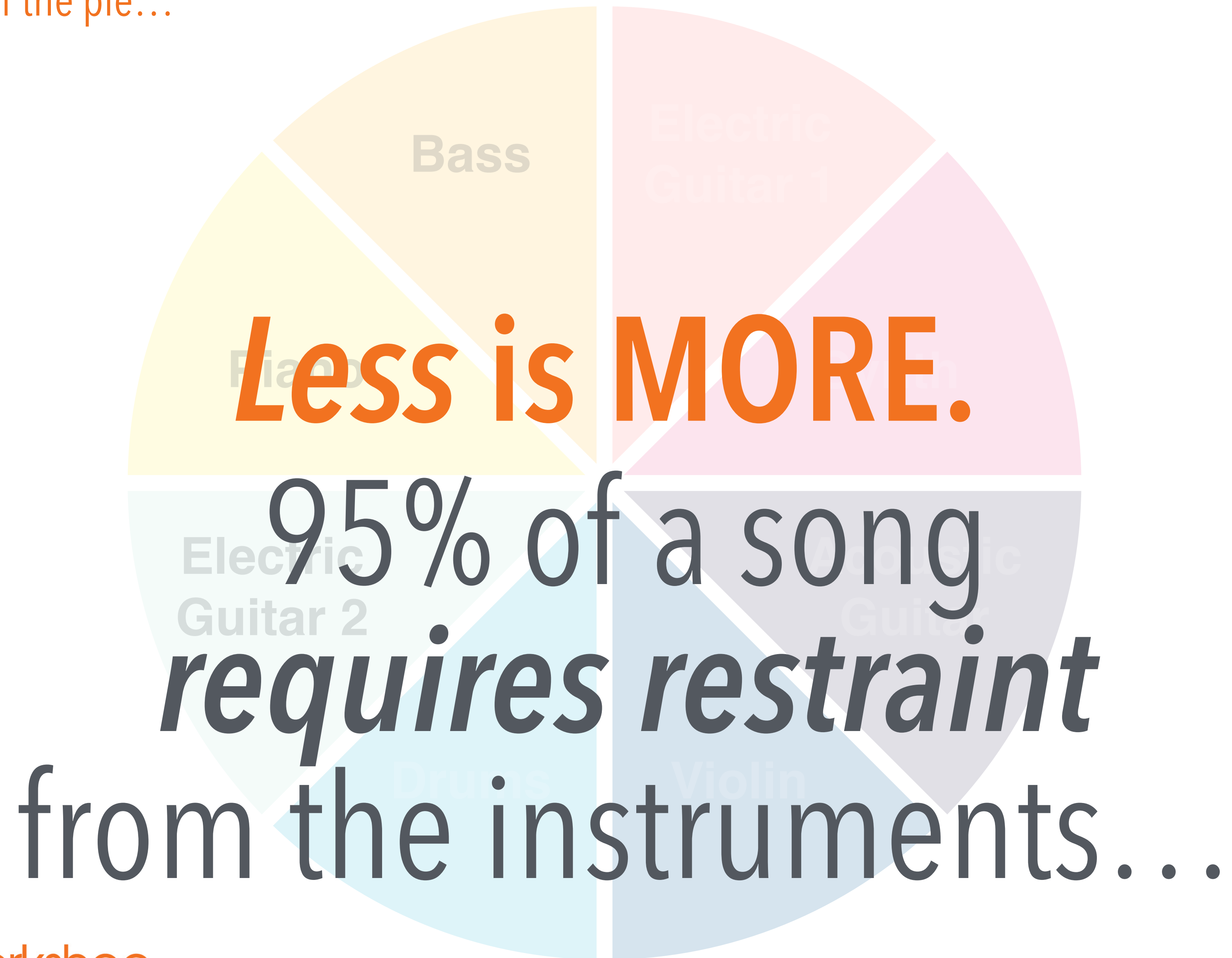
Take only your slice of the pie...



Take only your slice of the pie...



Take only your slice of the pie...



Rules for Self-Arranging...

6. Play in time.

Rules for Self-Arranging...

6. Play in time.

A good sense of time makes a band tight.

Rules for Self-Arranging...

7. When it comes to dynamics, think *addition* and *subtraction* and not just *volume*.

Rules for Self-Arranging...

We mistakenly think dynamics is about just getting *louder and softer*.

Rules for Self-Arranging...

But dynamics also has to do with *how many instruments and voices* are actually playing/singing, too.

Rules for Self-Arranging...

Every single one of our instruments creates
an amazing sonic wonder called

Rules for Self-Arranging...

Every single one of our instruments creates
an amazing sonic wonder called

SILENCE.

Rules for Self-Arranging...

STOP PLAYING.

Rules for Self-Arranging...

The *mark of a mature musician* is knowing when to fold their hands and just *wait*.

Rules for Self-Arranging...

The *mark of a mature musician* is knowing when to fold their hands and just *wait*.

The fine art of LAYING OUT.

Rules for Self-Arranging...

If your worship leader or MD asks you to lay out for a section, it doesn't mean your lesser musician, or they don't like you.

Rules for Self-Arranging...

If your worship leader or MD asks you to lay out for a section, it doesn't mean your lesser musician, or they don't like you.

It just means that *your instrument/voice serves the song better* by being out.

Rules for Self-Arranging...

Talk about what should be *added*, and what should be *taken out*.

Rules for Self-Arranging...

Great dynamics come from the *addition* and *subtraction* of instruments, not just volume.

Rules for Self-Arranging...

8. *Simple* and *well-executed* is better than *complex* and *sloppy*.

Rules for Self-Arranging...

We're accompanying worship, not trying to win
GRAMMYS.

Rules for Self-Arranging...

We're accompanying worship, not trying to win GRAMMYS. Simple is usually better.

Rules for Self-Arranging...

Creative arrangements need to be *attainable by your team*, and they need to be *learnable in the time* your team has to practice and rehearse.

Rules for Self-Arranging...

9. Pay attention to your tone.

Rules for Self-Arranging...

A good sound engineer can do wonders with EQ, *but they're not a magicians.*

Rules for Self-Arranging...

A good sound engineer can do wonders with EQ, *but they're not a magicians.*

You need to give them something to work with.

Rules for Self-Arranging...

Keyboardists, bassists and electric guitars, pay attention to your tone.

Rules for Self-Arranging...

Drummers, know how to tune your drums properly.

Rules for Self-Arranging...

10. Start from the same chart. not #11 :)

Rules for Self-Arranging...

11. Come to rehearsal with *your part prepared*.

Rules for Self-Arranging...

You might be good enough to wing it...

Rules for Self-Arranging...

You might be good enough to wing it...

But don't.

Rules for Self-Arranging...

Practice is *personal*; rehearsal is *relational*.

Rules for Self-Arranging...

Practice is the time for **YOU** to learn or create the piece of the song that is yours...

Rules for Self-Arranging...

Practice is the time for **YOU** to learn or create the piece of the song that is yours...

Rehearsal is the time to put all those pieces **TOGETHER** to create the *whole arrangement*.

Self-arrangement skills require you to be...

- **prepared**
- **giving and selfless**
- **confident** and know what your instrument brings to the song.

So don't just look at arranging as a musical thing,
but as a picture of *how we are to be disciples of
Jesus together.*

Instrumentalists and Techs:

DON'T skip the next lesson on vocal arranging.